

Tolerances

Shaft dia: f7 (< 55 mm id.)

h8 (> 55 mm id.)

Housing: H7

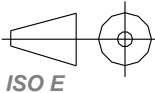


Material: Triple-layer bushing

Tinplated steel-layer (anti-corrosive)

Sintered, multiporous bronzelayer

PTFE sliding surface (selflubricating)

Chamfer: Inner and outer ends

A4  ISO E	 IRONCAD 2D drawing 3D model is available	General Tolerances acc to: ISO 2768-mK	File Name: 400-BM-LMB.icd			Template Created Date: 2016-08-16 12:46	
			Drawn by: UP	Weight g: 565.51	Material: Triple-layers		Drawing Created Date: 2016-09-20
 LAGERMETALL www.lagermetall.se			Wrapped bushing BM-LMB			Sheet No: 1 (1) ...	Rev. ...
						Doc. No: 400-BM90100LMB	