

#### Tolerances

Shaft dia: f7 (< 55 mm id.)

h8 (> 55 mm id.)

Housing: H7

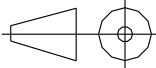


#### Material: Triple-layer bushing

Tinplated steel-layer (anti-corrosive)

Sintered, multiporous bronzelayer

PTFE sliding surface (selflubricating)

Chamfer: Inner and outer ends

<b>A4</b>  ISO E	 IRONCAD 2D drawing 3D model is available	General Tolerances acc to: ISO 2768-mK	File Name: 410-BM-F-LMB.icd Drawn by: UP Weight g: 2.67 Material: Triple-layers	Template Created Date: 2016-08-16 12:46 Drawing Created Date: 2016-09-19
 www.lagermetall.se			Wrapped bushing flange BM-LMB	
				Sheet No: 1 ( 1 ) ... Doc. No: 410-BM089,F15LMB